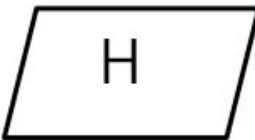
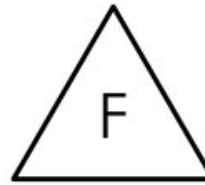
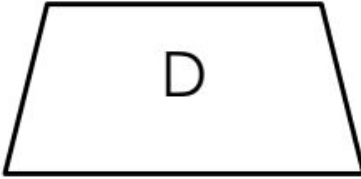
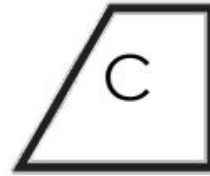
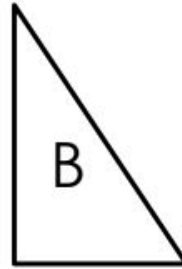


Classify the shapes by placing the letter of each shape in the **ONE** best category each shape belongs.



Contains Parallel Lines	Contains Perpendicular Lines	Contains BOTH Parallel Lines and Perpendicular Lines	Contains NEITHER Parallel Lines nor Perpendicular Lines