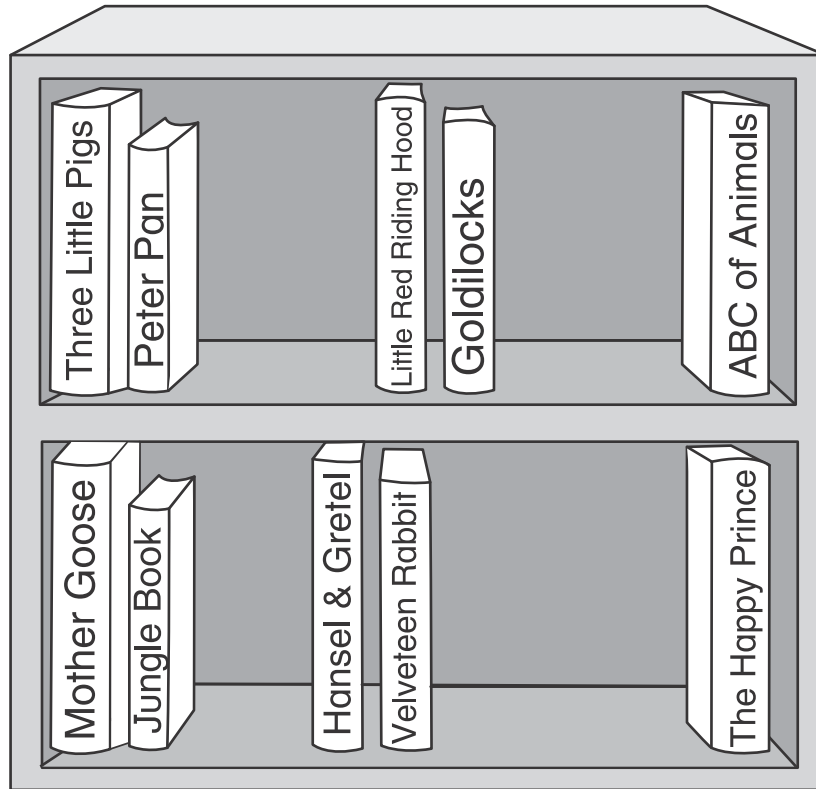


Name \_\_\_\_\_

Pick a Project

Project 7A

# Books, Books, Books!



**Directions** Say: *If you like books you might want to be a librarian when you grow up. Librarians work in libraries. They arrange books on shelves, help people find the books they want to read, and keep track of the books people have borrowed.*  
Say: *Imagine you are the class librarian. Count the books in the picture. Then write the number that tells how many are in the class library. Now imagine that 3 books are borrowed by other students. Mark an X on the books that were borrowed. How many books are left on the shelves?*


**Your Project: Make a Jobs Chart** Give each student a piece of **construction paper**. Staple on 5 **pockets** to the paper. Put 1 **craft stick** in each pocket. Leave room at the bottom for students to write. Say: *Think of 5 jobs you have at home. You may have to do the dishes, clean your room, or feed your dog.* Help students make simple pictures to represent the jobs, cut out the pictures, and glue them to the top of each craft stick. Say: *Act out doing each job. As you complete each job, remove it from the chart. Then say the number that tells how many jobs you have left.*

Name \_\_\_\_\_

Pick a Project

Project 7B

# Florida Flowers



10

**Directions** Say: *Mari planted geraniums, her favorite flowers, along a fence. How many did she plant? Color each flower and trace the number that tells how many in all. A rabbit ate 1 of the flowers. Mark an X on 1 flower. How many flowers are left? Write the number. The rabbit came back and ate another flower. Mark an X on the flower the rabbit ate. How many flowers are left? Write the number. Have students continue this pattern until all of the flowers have an X on them and they have written all the numbers from 10 to 0.*


**Your Project: Sing a Song** Remind or teach children the tune of “Ten Little Monkeys Jumping on the Bed.” Then have them use that tune to sing “Ten Pretty Flowers Growing by the Gate”: *Ten pretty flowers growing by the gate/Rabbit came by and one he ate/... No more flowers growing by the gate/Rabbit came by but none he ate!*

Name \_\_\_\_\_

Pick a Project

Project 7C

# Star Colors



**Directions** Say: *Stars in the sky aren't just white. They are also blue, yellow, orange, and red. We cannot see these colors without a telescope because the stars are so far away. Blue stars are the largest stars. Our sun, a yellow star, is smaller than a blue star. Red stars are the smallest. Color the Number 1 stars blue. Color the Number 2 stars yellow. Color the Number 3 stars red. How many stars did you color? How many blue stars are there? If the blue stars burn out, how many will be left?*

**Your Project: Draw the Night Sky** Make sure students have **construction paper** and **markers**. Say: *You are going to draw a picture of the night sky with different-colored stars. When you are done, tell a story about your picture. In your story, tell how many blue stars and how many red stars you drew. How many red and blue stars are there in all? How many red stars will be left when the blue stars burn out?*