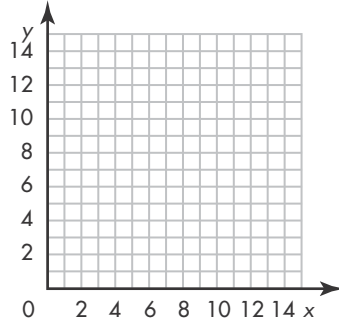


Graphing Equations

Use the numbers in the table to plot points on the coordinate grid.
 Use the equation to find the missing coordinates in the table.
 Draw a line to show the pattern.

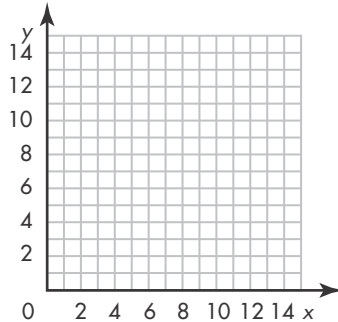
1. $y = x - 1$

x	y
1	0
2	1
3	
8	



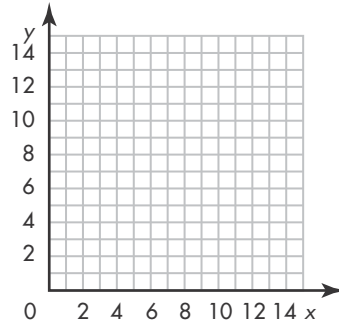
2. $y = 2 \times x$

x	y
1	2
2	
3	
	12



3. $y = x + 5$

x	y
1	
2	7
	8
9	



4. $y = 4 \times x$

x	y
	4
2	8
3	12

